

MATCHING
NEEDS TO
RESOURCES

MATCH

Mountain State Assessment of Trends in Community Health

2021 Mountain State Assessment of Trends in Community Health (MATCH)

FINDINGS ON ECONOMIC HARDSHIP

MATCH found high rates of economic hardship in West Virginia, higher than some federal estimates...



~ 1 in 4 (24%) WV adults lived in households below the Federal Poverty Level in 2020.

...likely due to survey timing and COVID-19 effects on national surveys' ability to collect information and on public benefit enrollment.

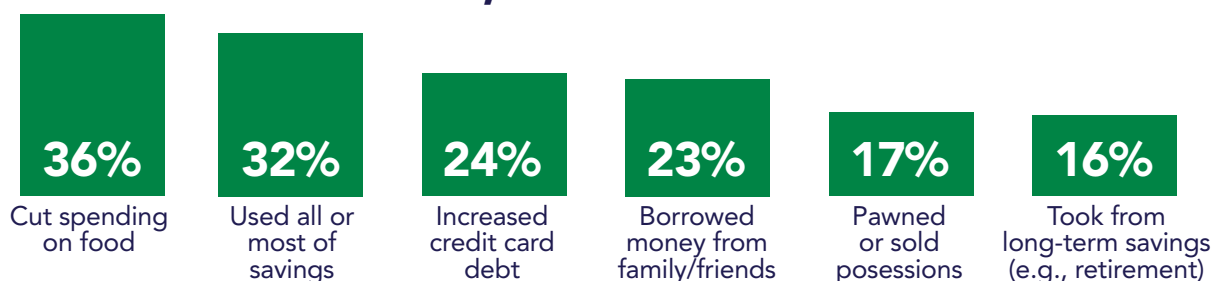
~ 1 in 5 (19%) lived in households where someone could not pay a bill due to COVID-19.



Because of COVID-19, WV households experienced...



Because of COVID-19, WV households...



Some WV adults said **things had gotten harder in the past 12 months**, which included part of 2020 and part of 2021:



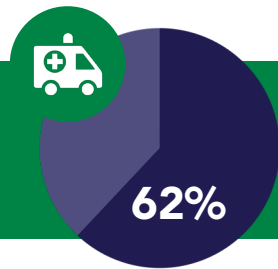
Over 1 in 3 (36%) said paying off debt got harder.*



Over 1 in 4 (29%) said paying rent or mortgage was harder.*

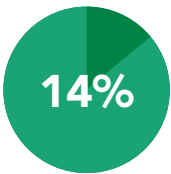



Nearly 1 in 3 (30%) said buying household food was harder.

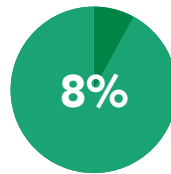


Over half (62%) said they were somewhat or very worried they would not be able to pay their rent or mortgage if they got sick or had an accident.*

Some WV households were experiencing **acute hardship**. When asked about the **past 30 days**:




14% cut the size of or skipped meals due to a lack of funds.

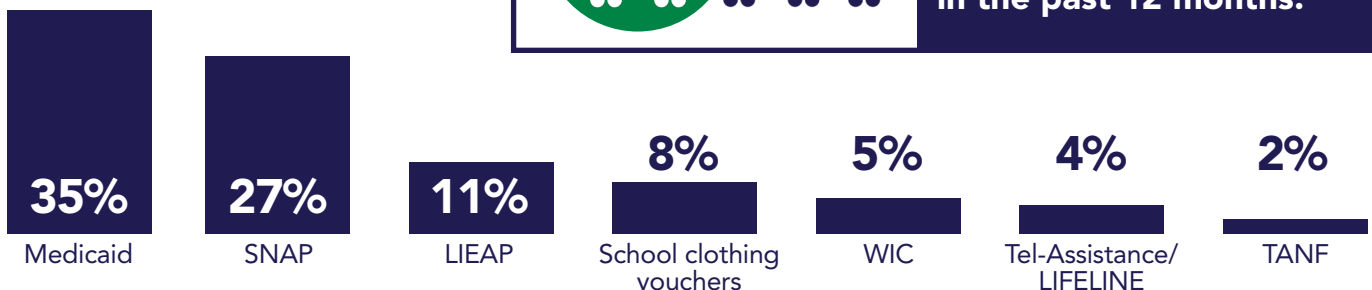


8% received free groceries or meals from food pantries or banks.

In the past 12 months, WV households received...



2 in 5 (40%) of WV adults said they received at least one type of public benefit in the past 12 months.



Abbreviations. LIEAP: Low Income Energy Assistance Program; SNAP: Supplemental Nutrition Assistance Program; TANF: Temporary Assistance for Needy Families; WIC: Women, Infants, and Children Supplemental Nutrition Program

*Includes only those who pay rent or a mortgage or who have debt.

Notes about MATCH: Between August 2021 and February 2022, the MATCH survey was administered by WVU Health Affairs Institute and WV Department of Health and Human Resources to 88,004 adults across all WV counties, and 20% (16,185) responded. The preliminary results have been weighted and are representative of all WV adults. For more information, visit [WVMATCHSurvey.org](https://www.wvmatchsurvey.org).