




Scan to visit
[WVMATCHSurvey.org](https://www.wvmatchsurvey.org)

 **HEALTH AFFAIRS INSTITUTE**



**MATCHING
NEEDS TO
RESOURCES**

MATCH

Mountain State Assessment of Trends in Community Health

Angela Dyer, PhD, MSPH
Research Associate
WVU Health Affairs Institute

Christina Mullins, MA
Deputy Secretary of Mental Health
& Substance Use Disorders, DHHR

| Disclosures

- No relevant financial relationships with any commercial interests.

Why?

- County mental and behavioral health population-level data in WV are scarce
- Data are needed to address health challenges and program improvement across WV



Purpose



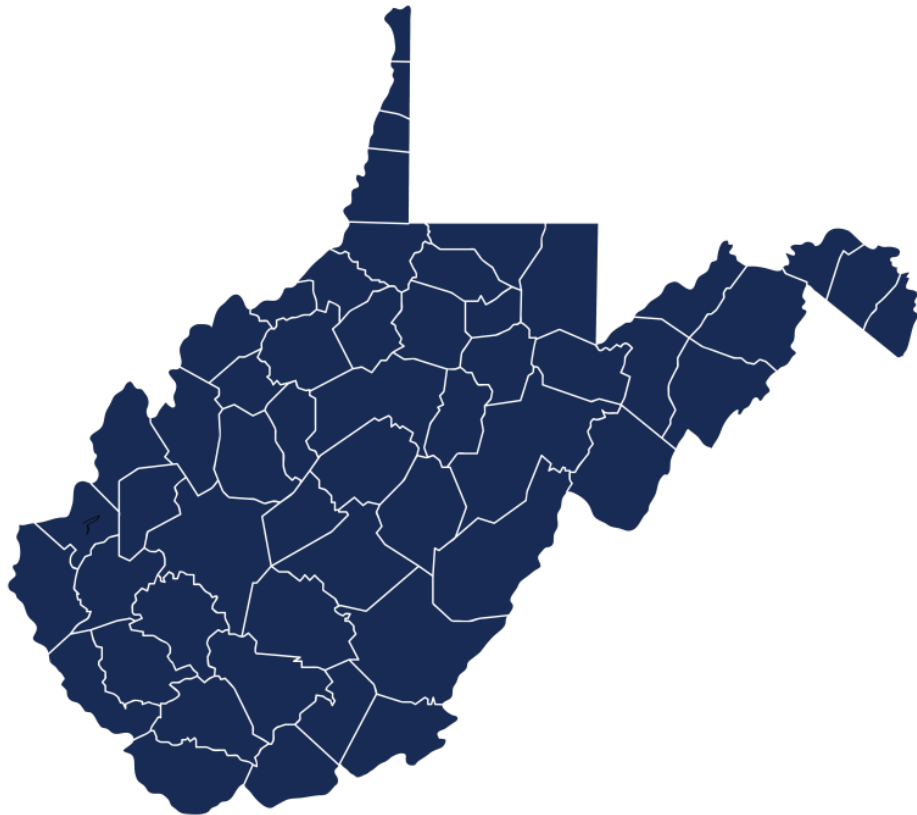
Mountain State Assessment of Trends in Community Health

In partnership with WV DHHR and WVU Health Affairs Institute

- WV Department of Health and Human Resources and WVU Health Affairs Institute partnered to form the **Mountain State Assessment of Trends in Community Health (MATCH)**
- MATCH goals:
 - To better understand the health of West Virginians
 - Match community health needs with resources specifically designed to meet those needs


MATCH Survey

- Cross-sectional
- Population-based
- Biennial
- Multi-mode



Survey Development

- MATCH Topics (104 questions)
 - Health status and behaviors
 - Illicit drug use
 - Mental health
 - Social determinants of health
 - COVID-19



First Survey Fielding

- August 2021 - February 2022
- 88,004 WV adult residents were randomly selected.



| Data Collection



WEB-BASED



PAPER



TELEPHONE

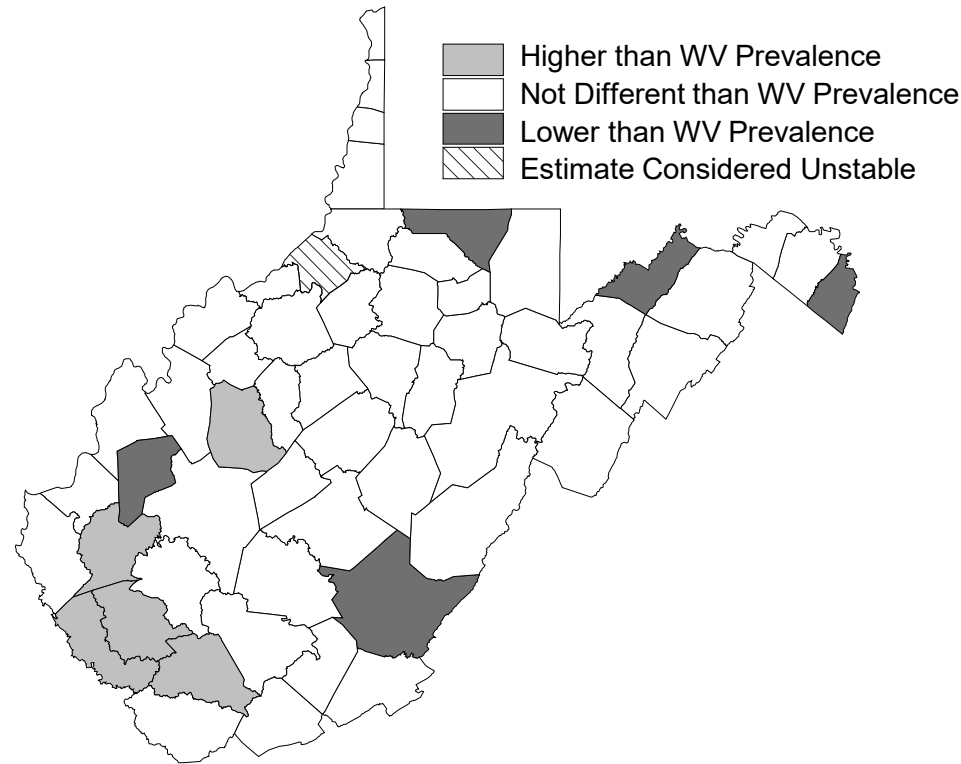
| 2021 - 2022 Survey Results

- 16,185 completed surveys
- Representative findings from all 55 WV counties
- 20% response rate¹
- **What did West Virginians say about their health and behaviors?**

¹ The American Association for Public Opinion Research, 2016

Tobacco

- 20.6% of WV adults reported cigarette use.
 - Higher than 2021 national estimate (14.4%)²
 - Higher prevalence compared to state estimate in five counties



² Centers for Disease Control and Prevention, 2021

| Alcohol

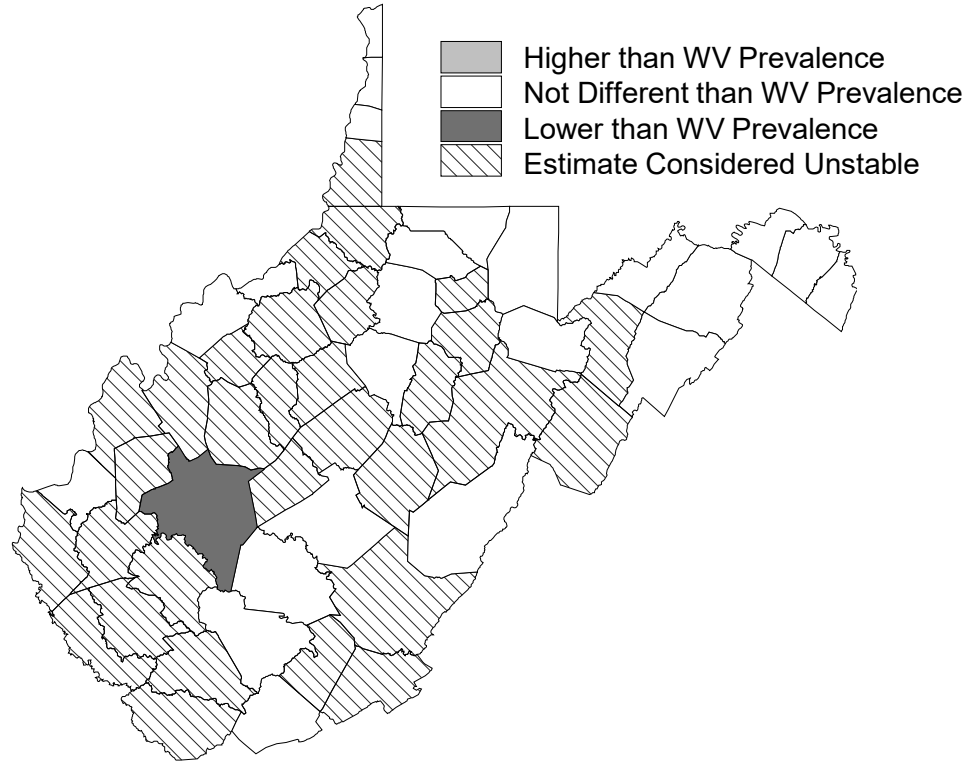
- 66.7% of WV adults reported not drinking any alcohol in the past month
 - Higher than 2021 national estimate of 48.3%³



³ U.S. Department of Health and Human Services; *NSDUH*, 2021

Alcohol

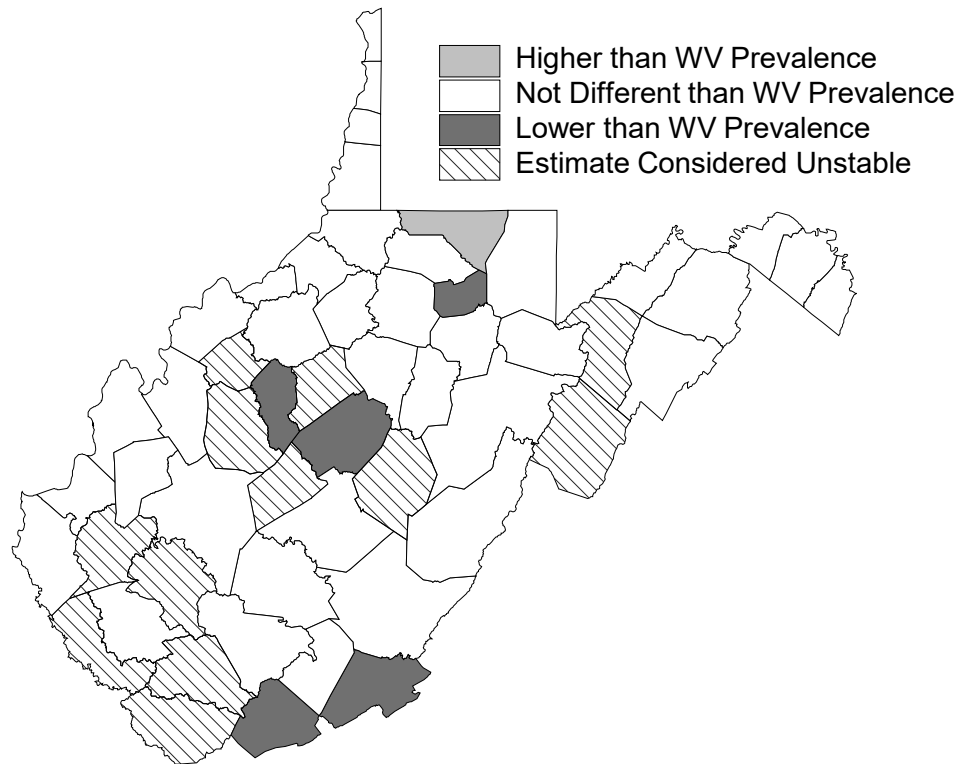
- 6.9% of WV adults reported heavy drinking in the past month.
 - Higher than the 2021 national estimate of 6.3%⁴
 - Lower prevalence compared to state estimate in one county



⁴ Centers for Disease Control and Prevention, 2021

Alcohol

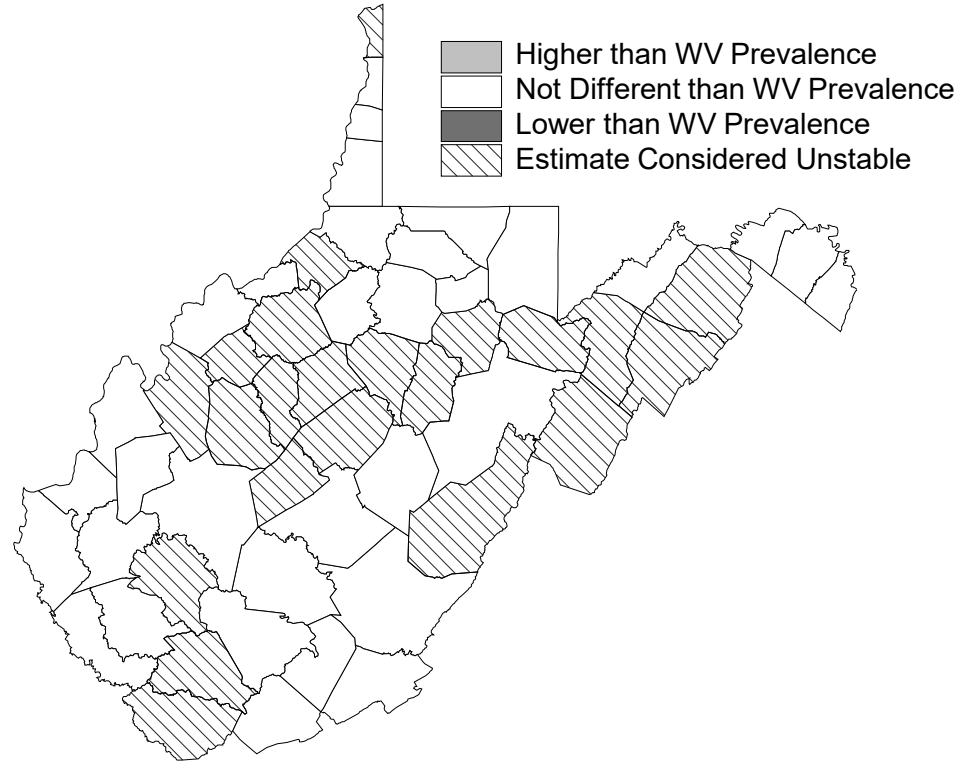
- 16.0% of WV adults reported binge drinking in the past month.
 - Higher than the 2021 national prevalence of 15.4%⁵
 - Lower prevalence compared to state estimate in five counties



⁵ Centers for Disease Control and Prevention, 2021

Opioid Use

- 8.3% of WV adults reported using prescription opioids in the past year.
- Counties' opioid use rates were similar to the state estimate.
 - Of those using prescription opioids, 9.3% did not use them as prescribed.



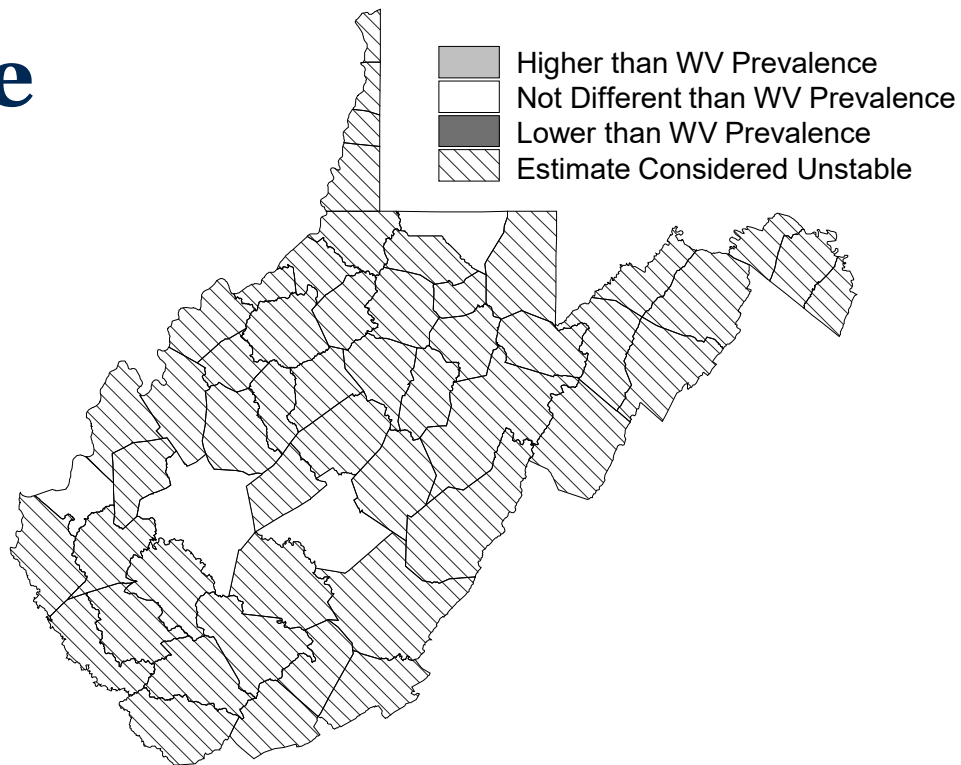
Illicit Substance Use

- Overdose
 - 3.2% of WV adults reported ever overdosing.
- Naloxone
 - Among those who ever overdosed, 38.4% received naloxone



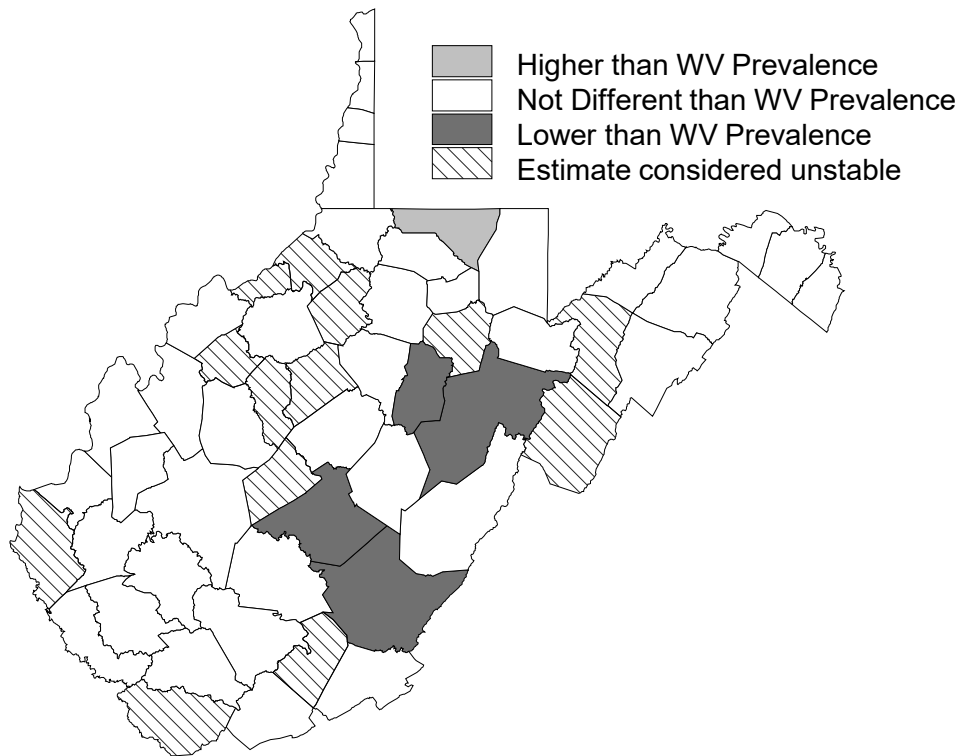
Illicit Substance Use

- 2.5% of WV adults reported using, methamphetamine, cocaine, heroin, or MDMA in the past year.
 - Counties' use rates were similar to the state estimate.



Marijuana

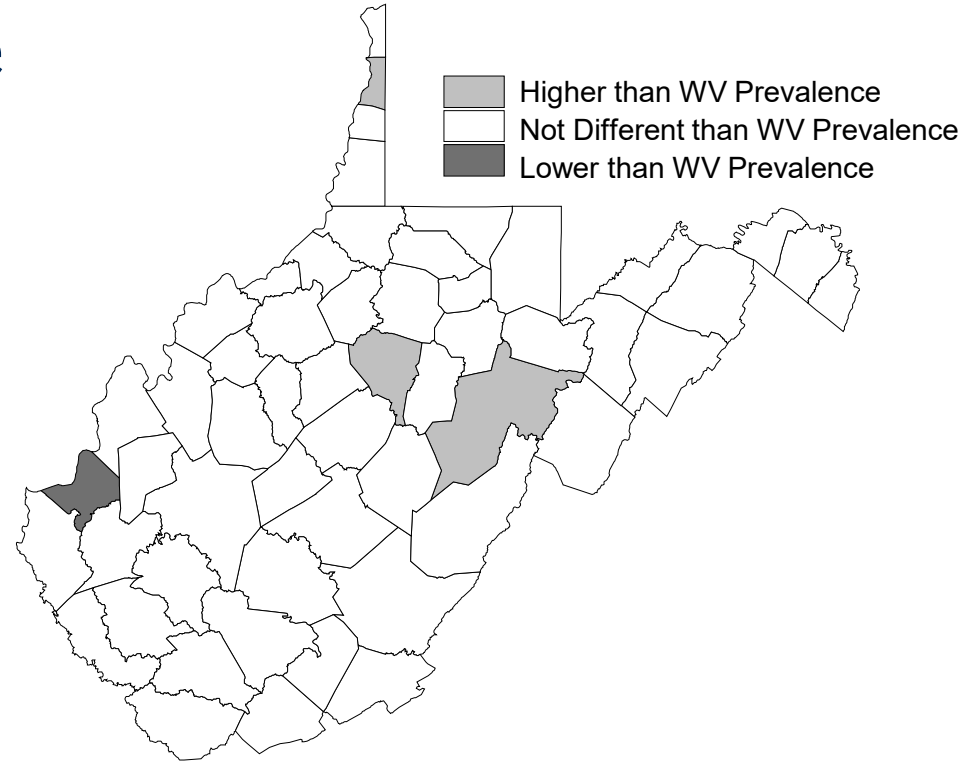
- 13.0% of WV adults reported using marijuana in the past year.
 - Lower than 2021 national estimate of 19.6%⁶
 - Lower prevalence compared to state estimate in four counties



⁶ U.S. Department of Health and Human Services; *NSDUH, 2021*

No Substance Use

- 74.1% of WV adults reported no substance use in the past year.
 - Lower than 2021 national estimate of 77.3%⁷
 - Higher prevalence compared to state estimate in three counties



⁷ U.S. Department of Health and Human Services; *NSDUH, 2021*



Data Dashboard

Data Explorer

Data Insights - Overview

Public-Use Dataset

West Virginians have health needs.

The goal of MATCH is to better understand the health of West Virginians and match community health needs with resources specifically designed to meet those needs.

MATCH 2023 data collection will begin this Fall!

YOUR COMMUNITY! YOUR



Scan the code to view the **MATCH Data Explorer**

How can you use the data?

- Program evaluation
- Grant writing
- Policymaking
- Data-driven decision making for resource allocation



What's next

- The 2023 MATCH is currently in the field.
- Outreach tailored to the difficult-to-reach subpopulations in WV.

Follow WVU Health Affairs Institute:



[@WVUHAI](https://www.facebook.com/WVUHAI)



[@WVUHAI](https://twitter.com/WVUHAI)



[wvu-health-affairs-institute](https://www.linkedin.com/company/wvu-health-affairs-institute)

healthaffairsinstitute.org

Thank You!

Take the MATCH Survey and be a MATCH Ambassador!

WVMATCHSurvey.org

healthaffairsinstitute.org